

South Kingstown										
Budget to Actual 2										
Fiscal Year	A	B	C	D	E	F	G	H	I	J
	2016	2017	2018	2018	2018	2018	2019	2020	2021	2022
1 Levy	68,505	70,398	71,641	71,329	71,329	71,329	73,774	75,552	77,093	78,334
2 PILOT and Tax Treaties (included in levy)	-	-	-	-	-	-	-	-	-	-
3 PILOT and Tax Treaties (excluded from levy)	252	260	399	399	309	407	409	420	429	440
4 Adjustments to Current Year Levy	28	23	-	-	-	-	-	-	-	-
5 Adjustments to Prior Year's Levy	-	-	-	28	-	-	-	-	-	-
6 Current Year Collection Rate	99.1%	99.2%	98.7%	99.1%	81.0%	99.4%	98.7%	98.7%	98.7%	98.7%
	<b>Audited Actual**</b>	<b>Audited Actual**</b>	<b>Budget</b>	<b>Amended Budget</b>	<b>Actual</b>	<b>Projected</b>	<b>Year 2 Forecast</b>	<b>Year 3 Forecast</b>	<b>Year 4 Forecast</b>	<b>Year 5 Forecast</b>
	<b>Total MTPA*</b>	<b>Total MTPA*</b>	<b>Total MTPA*</b>	<b>Total MTPA*</b>	<b>Total MTPA*</b>	<b>Total MTPA*</b>	<b>Total MTPA*</b>	<b>Total MTPA*</b>	<b>Total MTPA*</b>	<b>Total MTPA*</b>
7 Property Tax	69,162	71,014	72,029	72,029	58,665	72,101	74,144	75,910	77,440	78,680
8 Local Non-Property Tax Revenues	4,121	4,531	4,656	4,656	3,696	4,881	5,428	6,628	6,941	7,786
9 Federal Aid	26	16	8	8	-	9	8	8	8	8
10 State Aid	2,712	2,543	2,552	2,552	2,554	2,935	2,407	2,463	2,325	2,407
11 Other Revenue	-	-	-	-	-	-	-	-	-	-
12 Municipal Education Appropriation	-	-	-	-	-	-	-	-	-	-
13 Total Revenue	76,022	78,104	79,245	79,245	64,916	79,925	81,987	85,008	86,714	88,881
14 Financing Sources	839	1,055	1,235	1,235	634	1,235	1,230	1,192	254	1,082
15 Compensation	10,901	11,522	12,093	12,093	8,231	11,616	12,396	12,644	12,928	13,187
16 Overtime	1,045	1,090	949	949	705	1,142	957	969	977	990
17 Health Insurance	2,455	2,169	2,321	2,321	1,712	2,356	2,485	2,654	2,833	3,025
18 Other Benefits	1,877	1,978	2,024	2,024	1,428	1,973	2,085	2,291	2,358	2,418
19 Pension	733	792	790	790	539	744	809	1,137	1,163	1,186
20 OPEB	425	874	957	957	342	981	987	1,019	1,054	1,090
21 Operations	3,948	4,436	4,975	4,975	3,189	4,780	5,219	5,435	5,667	5,962
22 Municipal Education Appropriation	50,314	51,387	52,415	52,415	26,716	52,415	53,725	55,069	56,335	57,744
23 Municipal Debt Service	833	741	924	924	107	776	877	792	970	939
24 School Debt Service	1,494	1,272	1,272	1,272	133	1,195	1,146	1,047	518	502
25 Total Expenditures	74,023	76,216	78,721	78,721	43,102	77,978	80,688	83,056	84,803	87,042
26 Financing Uses	2,167	2,137	1,813	1,813	1,561	1,813	1,949	2,016	2,021	2,024
27 Net Change (row 13+14-25-26)	670	806	(54)	(54)		1,369	581	1,128	-	896
28 Appropriated Fund Balance	-	-	754	754		754	555	542	577	681
29 Prior Period Adjustments - MTP Non-audit	-	134								
30 Prior Period Adjustments - Audit	-	-								
31 Total Prior Period Fund Balance (Rows 32 to 36)	-	13,696								
32 Non-spendable***	3	11								
33 Restricted***	288	611								
34 Committed	3,233	3,307								
35 Assigned	-	-								
36 Unassigned	10,172	10,707								

\*Total MTPA or Total Municipal Transparency Amount, is the financial activity for all reportable funds and is available for all reporting periods. For schools this reflects all funds of the school department excluding internal service and fiduciary funds, while for municipalities this includes financial statement general fund and some other funds such as special revenue, enterprise, and debt service. Inclusion and or exclusion of funds is based on Municipal Transparency Portal Implementation Guidance. In general, excluded funds from municipal reporting are fiduciary, capital project, internal service, water, sewer, and storm water. Some Funds may be added or removed from one year to the next.

\*\*The amounts reported in the columns with the headings marked Audited Actual (A,B) are derived from annual audit reports

\*\*\*Fund balance classifications (rows 32 and 33) may include net position if Enterprise Fund activity is reported.

^ This Transparency Report is required under RI General Law 45-12-22.2 (d) to be signed and posted to the Municipality's website. Any missing data from any of the columns is due to this information not being currently available, the Municipality/School District failing to report in a prior period, or the information is not applicable.

^^ The data found in this report has been summarized for the purposes of display. The raw data which includes department level information along with visualization tools, definitions, as well as a listing of definition and coding changes between years can be found by going to <http://www.municipalfinance.ri.gov/> and clicking on Municipal Transparency Portal tab. The Audited Actual information is derived from the MTP-2 report that can be found in the Municipality/Regional School District's corresponding fiscal year audit report under supplementary information. The details on which Funds are included in Total MTPA are provided in the Annual Supplemental Transparency Report (MTP2) and Combining Schedules of Reportable Government Services with Reconciliation to MTP2, which can be found in the annual audit reports.

^^ Report in thousands

South Kingstown school district										
Budget to Actual 2										
Fiscal Year	A	B	C	D	E	F	G	H	I	J
	2016	2017	2018	2018	2018	2018	2019	2020	2021	2022
1	Levy									
2	PILOT and Tax Treaties (included in levy)									
3	PILOT and Tax Treaties (excluded from levy)									
4	Adjustments to Current Year Levy									
5	Adjustments to Prior Year's Levy									
6	Current Year Collection Rate									
	Audited Actual**	Audited Actual**	Budget	Amended Budget	Actual	Projected	Year 2 Forecast	Year 3 Forecast	Year 4 Forecast	Year 5 Forecast
	Total MTPA*	Total MTPA*	Total MTPA*	Total MTPA*	Total MTPA*	Total MTPA*	Total MTPA*	Total MTPA*	Total MTPA*	Total MTPA*
7	Property Tax	-	-	-	-	-	-	-	-	-
8	Local Non-Property Tax Revenues	213	89	210	210	58	100	210	210	210
9	Federal Aid	2,461	2,444	2,410	859	377	734	2,390	2,390	2,390
10	State Aid	7,830	7,351	6,850	8,401	5,611	8,397	6,375	5,916	5,448
11	Other Revenue	703	655	690	690	361	671	690	690	690
12	Municipal Education Appropriation	50,314	51,387	52,415	52,415	26,716	52,415	53,725	55,069	56,335
13	Total Revenue	61,521	61,936	62,575	62,575	33,123	62,316	63,391	64,275	65,074
14	Financing Sources	-	-	-	-	-	-	-	-	-
15	Compensation	33,953	34,623	34,995	34,351	21,695	34,020	35,158	35,322	35,489
16	Overtime	64	53	45	45	46	52	47	47	47
17	Health Insurance	5,900	6,228	6,055	6,055	4,487	6,258	6,217	6,645	7,030
18	Other Benefits	3,174	3,349	3,453	3,526	2,261	3,358	3,534	3,567	3,599
19	Pension	4,298	4,313	4,373	4,373	2,732	4,331	4,488	4,605	4,727
20	OPEB	175	175	731	731	422	731	748	765	783
21	Operations	13,596	12,772	13,424	13,994	12,187	14,028	13,600	13,724	13,798
22	Municipal Education Appropriation	-	-	-	-	-	-	-	-	-
23	Municipal Debt Service	-	-	-	-	-	-	-	-	-
24	School Debt Service	-	-	-	-	-	-	-	-	-
25	Total Expenditures	61,161	61,513	63,075	63,075	43,829	62,778	63,791	64,675	65,474
26	Financing Uses	-	429	-	-	-	-	-	-	-
27	Net Change (row 13+14-25-26)	360	(7)	(500)	(500)	(462)	(462)	(400)	(400)	(400)
28	Appropriated Fund Balance	-	-	500	500	500	400	400	400	400
29	Prior Period Adjustments - MTP Non-audit	-	(19)	-	-	-	-	-	-	-
30	Prior Period Adjustments - Audit	-	-	-	-	-	-	-	-	-
31	Total Prior Period Fund Balance (Rows 29 to 30)	-	3,572	-	-	-	-	-	-	-
32	Non-spendable***	23	52	-	-	-	-	-	-	-
33	Restricted***	-	-	-	-	-	-	-	-	-
34	Committed	3,550	3,496	-	-	-	-	-	-	-
35	Assigned	-	-	-	-	-	-	-	-	-
36	Unassigned	-	-	-	-	-	-	-	-	-

\*Total MTPA or Total Municipal Transparency Amount, is the financial activity for all reportable funds and is available for all reporting periods. For schools this reflects all funds of the school department excluding internal service and fiduciary funds, while for municipalities this includes financial statement general fund and some other funds such as special revenue, enterprise, and debt service. Inclusion and or exclusion of funds is based on Municipal Transparency Portal Implementation Guidance. In general, excluded funds from municipal reporting are fiduciary, capital project, internal service, water, sewer, and storm water. Some Funds may be added or removed from one year to the next.

\*\*The amounts reported in the columns with the headings marked Audited Actual (A,B) are derived from annual audit reports

\*\*\*Fund balance classifications (rows 32 and 33) may include net position if Enterprise Fund activity is reported.

^ This Transparency Report is required under RI General Law 45-12-22.2 (d) to be signed and posted to the Municipality's website. Any missing data from any of the columns is due to this information not being currently available, the Municipality/School District failing to report in a prior period, or the information is not applicable.


^^ The data found in this report has been summarized for the purposes of display. The raw data which includes department level information along with visualization tools, definitions, as well as a listing of definition and coding changes between years can be found by going to <http://www.municipalfinance.ri.gov/> and clicking on Municipal Transparency Portal tab. The Audited Actual information is derived from the MTP-2 report that can be found in the Municipality/Regional School District's corresponding fiscal year audit report under supplementary information. The details on which Funds are included in Total MTPA are provided in the Annual Supplemental Transparency Report (MTP2) and Combining Schedules of Reportable Government Services with Reconciliation to MTP2, which can be found in the annual audit reports.

^^ Report in thousands

All columns on pages 1 and 2, except for A and B, are based on the municipality's or school district's most currently available information at the time of submission and are unaudited; the financial information in these columns are subject to change.

*This report may encompass the following reporting periods:*

- o Adopted Budget Survey (§ 44-35-10 (b)) due within 30 days of final action on budget by Municipality/Regional School District
- o 5 Year Forecast (§ 44-35-10 (c)) due within 30 days of final action on budget by Municipality/Regional School District
- o Budget to Actual (§ 45-12-22.2 (b)) due 25 days after fiscal quarters 2, 3, and 4
- o Municipal Data Report (§ 45-12-22.2 (c)) due prior to finalization of Municipal/Regional School District audit (included in final audit as supplementary information).



Municipal Chief Executive Officer



Date



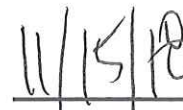
Municipal Chief Financial Officer



Date



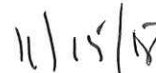
Superintendent of Schools



Date



School Business Manager



Date